

# Registration Guide (Trueline Project)

**Step 1**

- Go to ARP Trueline Project link <https://www.arp-ltd.com/services/trueline-project/>
- Click **Register** to sign up (Figure 1)

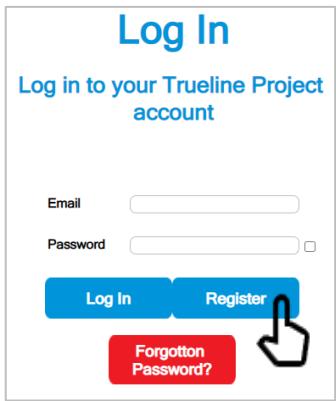


Figure 1

**Step 2**

- Fill in all the blank boxes. (Figure 2)
- Note: A valid email address, password and contact phone number are mandatory in order to register.
- Click **Sign up** (Figure 3)

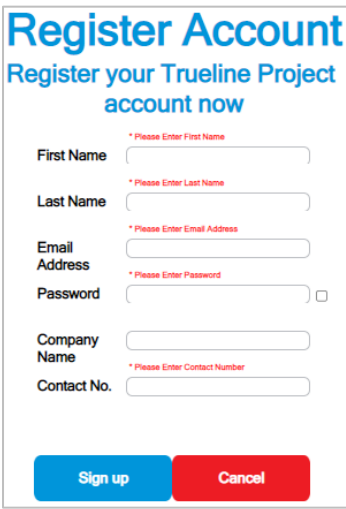


Figure 2

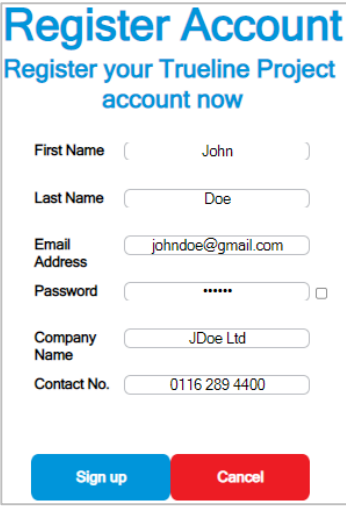


Figure 3

**Step 3**

- You will receive a verification code via email to your registered email address. (Figure 4)
- Copy the code and paste it into the Verification Code box. Click **Submit**. (Figure 5)
- Registration is now complete. You can now login into Trueline Project using your email address and password.

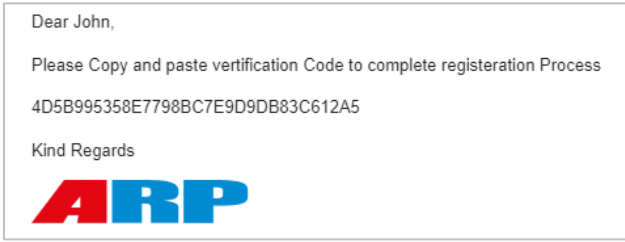


Figure 4

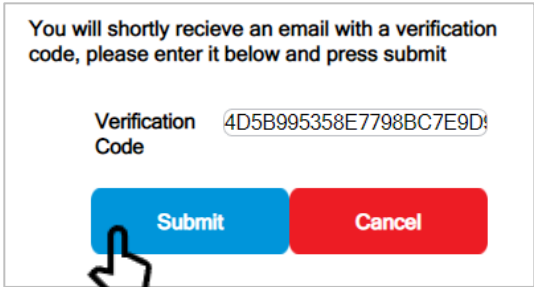


Figure 5