

## To recover your Password

### Step 1

- You can access ARP Trueline Project in <https://www.arp-ltd.com/services/trueline-project/>
- Click **Forgotten Password?** to receive a new temporary password. (Figure 1)

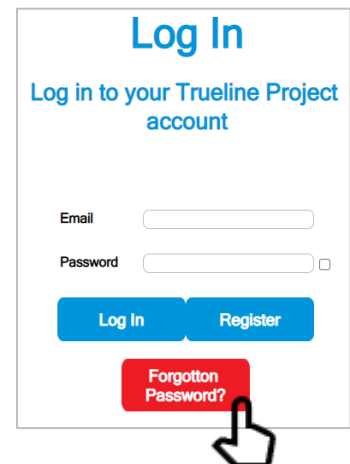


Figure 1

### Step 2

- Enter your registered email address and click **Recover Password.** (Figure 2)
- You will receive a new temporary password in your email Inbox. (Figure 3)
- Login to Trueline Project using your email address and the new temporary password.

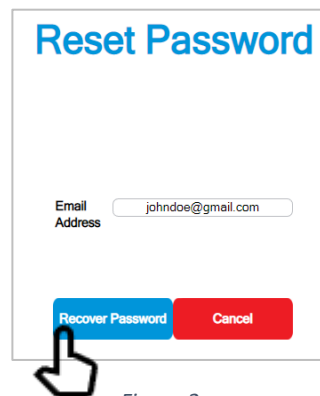


Figure 2

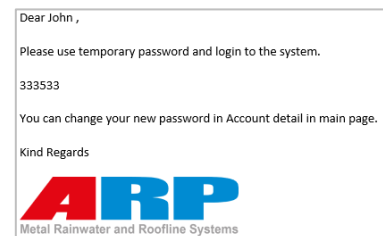


Figure 3

## To change your Password

### Step 1

- Login using your email address and password. (Figure 4)

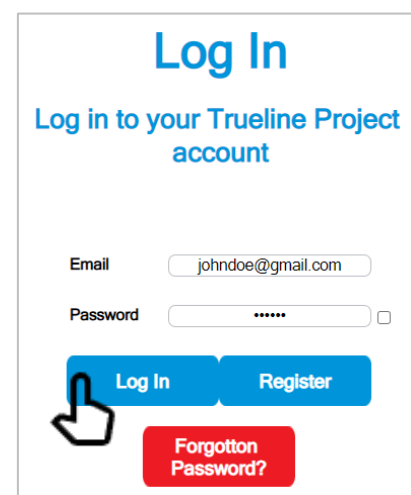


Figure 4

## Step 2

- After login you will be on the main homepage of Trueline Project.
- Click **Account Details** which is located at the bottom left side of the screen (Figure 5)

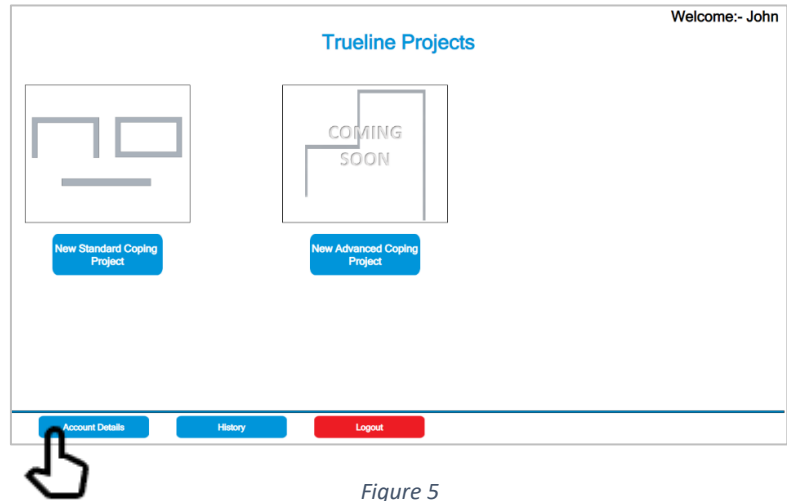


Figure 5

## Step 3

- Click the **Password Check box** to see your existing or recovery password. (Figure 6)
- Change the password to your requirement then click **Change Details** to confirm the change. It should take you back to your Trueline Projects home page. (Figure 7)
- If you don't want to change anything, click **Change Details** to also return to your home page.

Figure 6

Figure 7