

**“Trueline”**  
**Fascia & Soffit**

F  
a  
s  
c  
i  
a  
&  
S  
o  
f  
f  
i  
t



Unit 2, Vitruvius Way  
Meridian Business Park  
Braunstone  
Leicester  
LE19 1WA

Tel: 0116 2894400

Fax: 0116 2894433

E-mail: [sales@arp-ltd.com](mailto:sales@arp-ltd.com)

Web: [www.arp-ltd.com](http://www.arp-ltd.com)

## **“Trueline” Fascia & Soffit**

### **Description:**

ARP's fascia and soffit profiles are formed in high strength aluminium sheet grade 1050AH14 to suit individual project requirements. Generally Trueline components are fabricated from 2mm or 3mm thick aluminium alloy sheet.

Trueline components can be used behind architectural guttering, or can form an integrated eaves/soffit feature incorporating concealed guttering.

Our fascia range comes in a variety of profiles and girths from 175mm to 900mm. Other profiles and girths available, please contact our technical department to discuss project requirements.

### **Installation:**

Ensure all substrate materials are sound and suitable for fixing to. Starting from suitable position (normally a corner), hold the panel or end in position and fix it using suitable stainless steel fixings according to the material being fixed to. Use internal unions supplied and silicone sealant Arbosil 1096 recommended to join lengths. These may vary dependent on substrate being fixed to. Fixings should be made at 600mm intervals maximum but may require more depending on individual circumstances. It is the installers responsibility to ensure all parts are fitted to a suitable and safe standard. Exposed ends of panels that have been cut and any visible fixings should be painted with touch up paint supplied.



### **Jointing:**

All Fascia and Soffit profiles are supplied with internal unions. These unions are made to follow the internal profile of the part with typically a 3mm gap all round. Apply a 6mm bead of silicone sealant 20mm from the end of the union all round on the side being covered. Place this union under the last part fitted. Apply another 6mm bead of silicone 20mm from the other end. Place the next part over this allowing a 4mm thermal expansion gap and continue to fit the remaining parts in the same way. Ensure any excess silicone is tooled off and finish by placing a bead of silicone in the expansion gap and tooling smooth to ensure a watertight seal. On a 3m length the fixings should be approximately 300mm from each end so no fixings are required through the unions (unless they can fall away). If fixings are used to secure unions ensure they are not overtightened.

# “Trueline” Fascia & Soffit

## Composition & Manufacture:

“Trueline” pressed aluminium fascia and soffit profiles are formed in high strength aluminium sheet grade 1050AH14 to suit project requirements & the product complies to or exceeds all relevant standards.

## Finish:

The ARP standard colour range has been chosen to complement both traditional and modern building styles and materials.

“Trueline” Fascia & Soffit is supplied in a choice of either RAL or BS colours. Gloss, satin & matt finishes available.



## Model Specification:

ARP ‘Trueline’ Fascia, Soffit, Trims & fittings to BS 2997 (EN612) using 1050AH14 grade aluminium sheet. Fascia, Soffit, Trim profiles and secret fix system, sizes as specified according to installation. Materials to have factory applied Polyester Powder Coat to all significant surfaces in accordance with EN122026 Matt/Satin/Gloss\* finish, or alternatively plain aluminium Mill Finish. All to be supplied by Aluminium Roofline Products Ltd, Unit 2, Vitruvius Way, Meridian Business Park, Braunstone, Leicester LE19 1WA. Tel 0116 2894400, Fax 0116 2894433.

Joints to be by internal union sealed by application of Arbosil 1096 Low Modulus Silicone Sealant & fastened by suitable screws i.e 5mm x 25mm long round head self tappers or equivalent Tech screws in accordance with the manufacturer’s specification & guidelines. Direct fixed at 600mm centres with additional fixings at fittings as required.

\* Delete as appropriate

## Notes:

Closing trims available.

Venting is available for our soffit range.


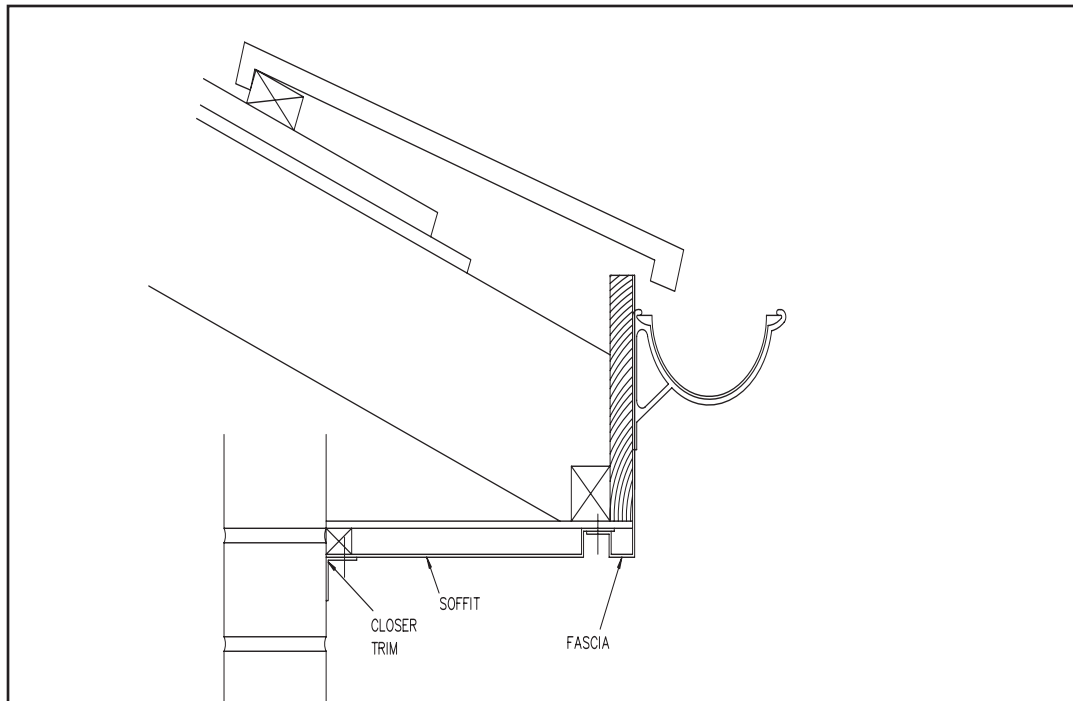
Standard girths detailed. Other profiles available, please enquire.

F  
a  
s  
c  
i  
a  
&  
S  
o  
f  
f  
i  
t

# “Trueline” Fascia & Soffit

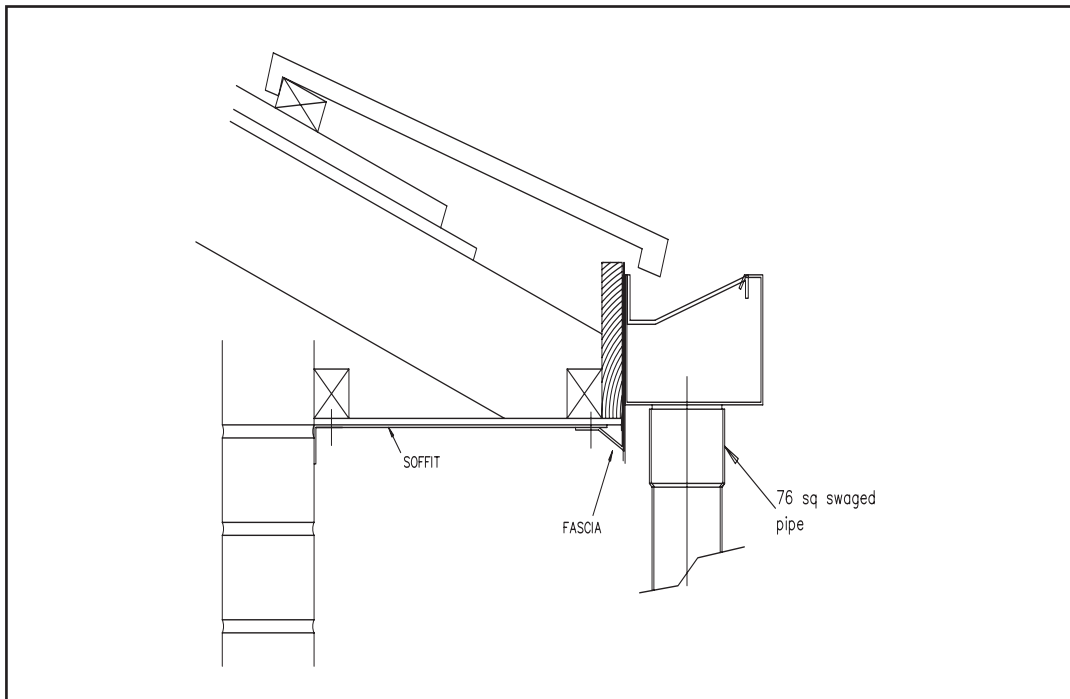
## Square Return Fascia and Top Hat Soffit

F  
a  
s  
c  
i  
a  
&  
S  
o  
f  
f  
i  
t



# “Trueline” Fascia & Soffit

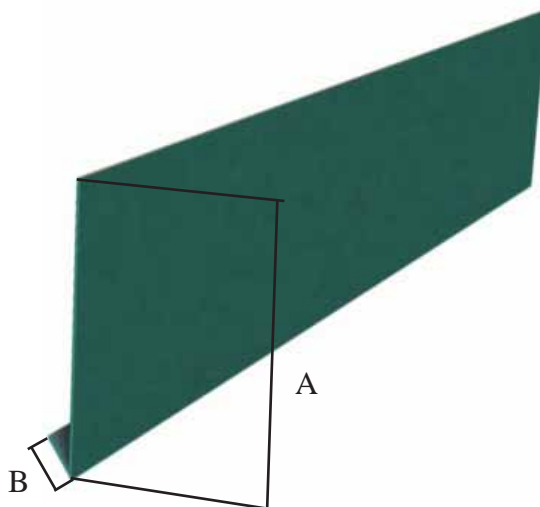
## Drip Edge Fascia and Flat Soffit



F  
a  
s  
c  
i  
a  
&  
S  
o  
f  
f  
i  
t

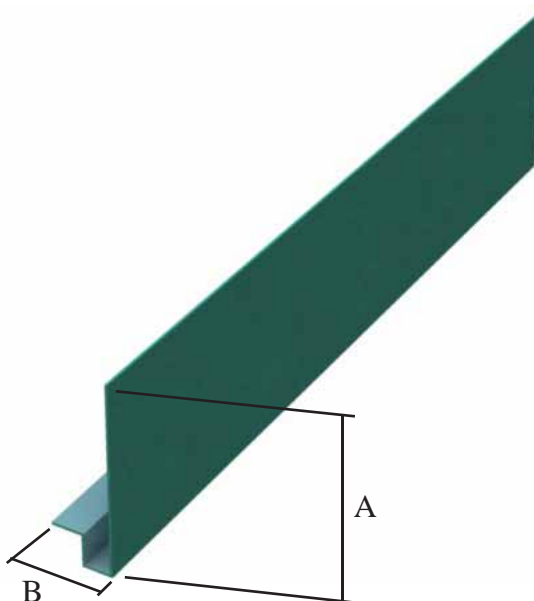
# “Trueline” Fascia & Soffit

Type 1: Drip Edge



Fasica Size	A	B	Code
3m length	(mm)	(mm)	
	175	12	FC1-175/3
	250	12	FC1-250/3
	325	12	FC1-325/3

Type 2: Square  
Return

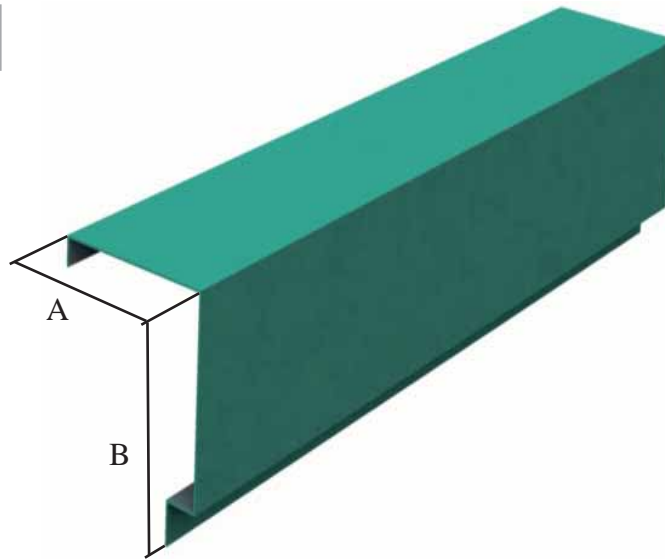


Fasica Size	A	B	Code
3m length	(mm)	(mm)	
	150	50	FC2-225/3
	225	50	FC1-300/3
	300	50	FC1-375/3

F  
a  
s  
c  
i  
a  
&  
S  
o  
f  
f  
i  
t


# “Trueline” Fascia & Soffit

Type 3: Box Face



Fascia Size	A	B	Code
3m length	(mm)	(mm)	
	100	325	FC3-425/3

Type 4: Stepped




Fascia Size	A	B	Code
3m length	(mm)	(mm)	
	300	25	FC4-730/3

F  
a  
s  
c  
i  
a  
&  
S  
o  
f  
f  
i  
t

**“Trueline”  
Fascia & Soffit**

Standard Corner



**Typical Corner Detail (All profiles)**


A
(mm)
150



**F  
a  
s  
c  
i  
a  
&  
S  
o  
f  
f  
i  
t**


# “Trueline” Fascia & Soffit

Type 1: Flat



Soffit Size	A	Code
3m length	(mm)	
	500	SF3-500/3
	750	SF3-750/3
	1000	SF3-1000/3

Type 2: Cassette



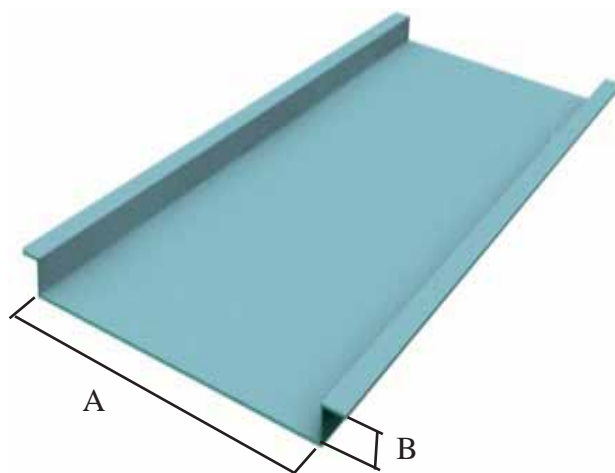
Soffit Size	A	B	Code
3m length	(mm)	(mm)	
	500	21	SF3-500/3
	750	21	SF3-750/3
	1000	21	SF3-1000/3



F  
a  
s  
c  
i  
a  
&  
S  
o  
f  
f  
i  
t


# “Trueline” Fascia & Soffit

Type 3: Top Hat



Soffit Size	A	B	Code
3m length	(mm)	(mm)	
	250	25	SF3-250/3
	350	25	SF3-350/3
	500	25	SF3-500/3

Type 4: Z Plank



Soffit Size	A	B	Code
3m length	(mm)	(mm)	
	200	21	SF4-200/3
	300	21	SF4-300/3
	400	21	SF4-400/3

F  
a  
s  
c  
i  
a  
&  
S  
o  
f  
f  
i  
t

# Handling & Storage

## Handling & Storage:

Gutters/downpipes & fittings, particularly with polyester powder coat finish should be handled with care & should preferably be stored under cover on racks to prevent scratching.

All lengths are supplied in protective polythene wrapping, components suitably packed in boxes.

If painted products are to be stored outside, cover with tarpaulin to guard against water ingress into the protective polythene.

Mill finish items should be stored under cover to avoid uneven oxidization prior to being fitted.

## Safety:

The relevant safety regulations are outlined in the Health & Safety at Work Act 1974 & should be followed.

Refer to CDM regulations (Code of Practice and Design for Health and Safety in Construction 1995)

Handling mill finish or painted aluminium products does not pose any known health hazard, however it is recommended to wear protective gloves whilst handling.

When cutting or welding these products it is advisable to wear eye protection. Avoid ingestion or inhalation of any dust or fumes arising from such operations & use a face mask when necessary.

Precaution needs to be taken to avoid contact with live power lines or cables.

These products generally do not aid combustion & are rated as below.

Mill Finish, non combustible to BS 476 part 4.

Powder coated, 0.1 Fire propagation index BS476 part 6, Class 1 Flame Surface Spread BS 476 part 7.

## Maintenance:

### Post Installation

Gutters & downpipes should be thoroughly checked & water tested for leaks, sealant smudges & any damage that may impair the performance or appearance of the system with the necessary remedial action being taken before the system is handed over.

### Inspection

The gutter should be regularly inspected in terms of fixings, joints, surface damage & build up of leaves or silt. The proximity of trees or climbing vegetation in the immediate vicinity should be noted. Lightning links, if installed should be checked for conductivity.

## Cleaning:

Remove any debris in the gutter to ensure the gutter performs to its original design capacity.

Brushing down a mill finish gutter will be adequate, as an aluminium oxide layer forms over time. This acts as a natural barrier against further corrosion & thus protects the metal.

Polyester powder coated gutters & downpipes should be washed down regularly using non abrasive materials & a warm detergent solution, in marine or other aggressive environments this should be carried out at three monthly intervals. Any breaks in the surface finish should be rubbed down, primed & touched up with a suitable liquid paint.

Guarantees (if required) issued by polyester powder manufacturers or applicators are reliant upon their terms & conditions being met which include maintenance, copies available upon request.

## Health & Safety

### Material Safety Data Sheet - Aluminium Extrusions & Sheet Products

#### Product

Extruded Aluminium sections and/or Aluminium sheet formed to requirements.

#### Composition

The products consist of aluminium which may (or not) be subsequently coated with polyester powder paints or alternative finishes.

#### Health Statement

When subject to the normal purposes for which they are designed, these products do not present health risks or hazards.

By their nature these products may have sharp edges and corners and the use of gloves when handling is recommended. When installing overhead it is advisable to wear head protection.

When cutting or welding these products it is advisable to wear eye protection. Avoid ingestion or inhalation of any dust or fumes arising from such operations and use a suitable face mask when necessary.

Metal is a good conductor of electricity and precautions should be taken to ensure contact with live power lines/cables is avoided.

#### Precautions for Handling & Storage

No special precautions are necessary for normal handling and storage.

#### Procedures in the event of an emergency

There are no special risks associated and the products do not constitute a fire hazard. The products are not generally ignitable.

#### Waste Disposal

Waste products are not hazardous and their disposal should be in accordance with local authority regulations.

## ADSHHEAD RATCLIFFE

### Technical Datasheet Arbosil 1096

Arbosil 1096 is a One-part Low Modulus Neutral Cure Silicone Sealant, which cures on exposure to moisture vapour to form an elastic silicone rubber.

#### Main Application

Recommended for use in many forms of construction including glass wall assemblies, perimeter seals on curtain walling, perimeter sealing of polyester powder coated frames and glazing of windows in swimming pool buildings. *It is not recommended for overpainting and use against natural stone.*

#### Specification Compliances

BS EN ISO 11600 F/G 25LM  
BS 5889 Type A: 1989  
BS 6920 Part 1: 1990 (*Translucent only*)  
German DIN 18545 Class 2 Type E (*Translucent only*)  
German DIN 18540 Class 2 (*All colours except Translucent*)  
US Federal TT-S-00 1543A Class A

#### Application Instructions

##### Joint preparation

The joint surfaces must be clean, dry and free from all contamination. The surfaces should be degreased using the appropriate Arbo Cleaner. Primers may be required on some substrates. It is recommended that Adshead Ratcliffe Technical Services Department should be consulted and advice obtained with regard to the choice of primer for specific purposes.

##### Joint Backing

Where applicable, appropriate joint filler e.g. closed cell polyethylene foam, should be used to provide the correct joint depth.

##### Application

Arbosil 1096 is supplied in cartridges and can be applied into the joint using an Arbo Caulking Gun.

All joint preparation, priming, and sealant application should be carried out in accordance with BS 8000 Part 16, the British Standard for the sealing of joints in buildings using sealants.

#### Joint Size suitability

##### Joint width

Minimum 6mm  
Maximum 25mm (*single application*); 50mm (*Multiple application*)

##### Joint Depth

Minimum 10mm on porous substrates  
Minimum 6mm on non-porous substrates  
Maximum 15mm

##### Width:Depth ratio (*within above min/max restrictions*)

2:1 butt joints  
1:1 lap joints

#### Storage Life

12 months in original unopened package stored in a cool, dry place out of direct sunlight.

#### Health & Safety

Under the Chemical (Hazards Information and Packaging for Supply) Regulations 1994, Arbosil 1096 is labelled 'irritant'. If sealant comes into contact the eyes, flush with copious volumes of cold water and obtain medical attention. For further information consult Product Safety Data Sheet P41A/B.

## ADSHEAD RATCLIFFE

### Technical Datasheet Arbosil 1096

#### Technical Data

<b>Properties</b>	<b>Values</b>
Typical Shore A hardness.....	30
Application temperature.....	+5°C to + 50°C
Service temperature.....	-50°C to +150°C
Skimming time @ 20°C/65%RH.....	5 minutes
Cure rate @ 20°C/65%RH .....	2mm/24 hours
Chemical resistance.....	Resistant to most dilute acids and alkalis; organic solvents may cause the sealant to swell and lose adhesion, but do not directly dissolve the sealant.
UV resistance.....	Very Good
Service life.....	25 years +
Movement accommodation.....	Butt joints ( <i>movement in tension and compression</i> ): 50% ( <i>Not to exceed ± 30% in any one direction</i> ) Lap joints ( <i>movement in shear</i> ): 100% ( <i>Not to exceed ± 70% in any one direction</i> )
Colours.....	White, Black, Grey, Mahogany, Translucent, Anthracite.

#### **Accessories:**

##### **Primers**

Arbo Primer 2650	500ml tin (yield approximately 125 metres per tin)
Arbo Primer 2402	500ml tin (yield approximately 200 metres per tin)
Arbo Primer 2172	500ml tin (yield approximately 200 metres per tin)

##### **Cleaners**

Arbo Cleaner No.13	1Litre tin
<i>(Toluene based – not suitable for use with plastics or delicate finishes)</i>	
Arbo Cleaner No.16	1 Litre tin
<i>(Alcohol based)</i>	

##### **Equipment**

Polyethylene nozzles  
Arbo Caulking Guns

##### **Quantity Estimator**

<i>Joint size</i>	<i>Metres per litre</i>
6 x 6	27.75
9 x 6	18.50
12 x 9	9.25
18 x 10	5.55
25 x 10	4.0

**Packaging:** 25 x 380ml plastic cartridges. Polyethylene nozzles are included in each box.

# Health & Safety

## ARBOSIL 1096

### BIOACCUMULATION

This product is not expected to significantly bioaccumulate.

### DEGRADABILITY

Not degradable.

### ACUTE FISH TOXICITY

Toxicity to fish is improbable.

## 13 DISPOSAL CONSIDERATIONS

### DISPOSAL METHODS

Dispose of waste and residues in accordance with local authority requirements.

## 14 TRANSPORT INFORMATION

### GENERAL

The product is not covered by international regulation on the transport of dangerous goods (IMDG, IATA, ADR/RID).

## 15 REGULATORY INFORMATION

### LABELLING



Irritant

### CONTAINS

METHYL-0,0',0"-BUTAN-2-ONE-TRIOXIMOSILANE

### RISK PHRASES

R43 May cause sensitisation by skin contact.

### SAFETY PHRASES

S24 Avoid contact with skin.  
S37 Wear suitable gloves.  
S60 This material and its container must be disposed of as hazardous waste.

### STATUTORY INSTRUMENTS

Chemicals (Hazard Information and Packaging) Regulations. Control of Substances Hazardous to Health.

### GUIDANCE NOTES

Workplace Exposure Limits EH40. CHIP for everyone HSG(108).

## 16 OTHER INFORMATION

### REVISION COMMENTS

General review

REVISION DATE 120/9/05

REV. NO./REPL. SDS GENERATED 26/02/04

SDS NO. 10171

### RISK PHRASES IN FULL

R36/38 Irritating to eyes and skin.

R43 May cause sensitisation by skin contact.